



Part List

- mechanical -



*ST18i, ST18a, SO-03C,
Xperia™ Ray*



CONTENTS













1	Part List	3
2	Revision History	8

















1 Part List

















The following parts are available for order in 'E-star'.

















The 'E-star' name of a part may often be complex and even confusing, so the name of certain parts mentioned in the Working Instructions, Repair Movies and Troubleshooting Guide are often referred to by a simple descriptive name for better understanding.













Both names (designations) will in that case be included in this Part List, where the name being used in the documents mentioned above is underlined, e.g. Battery Cover.

Designation	Part No.	Part	Location
Audio Jack	1242-3994		
Audio Jack Plate	1247-9769		
Cable Cover Insert	1247-9784		
Cap RF	1247-9834		
Cap TP A	1247-9819		
Cap TP B	1247-9822		

Designation	Part No.	Part	Location
Carrier Holder Receiver Sub Assembly	1247-9760		
<u>Cover Battery</u> Cover Battery Black Cover Battery Gold Cover Battery Pink Cover Battery White	1247-9811 1248-6277 1248-6278 1248-9229		
<u>Cover Front Assy</u> Cover Front Assy Black Cover Front Assy Gold Cover Front Assy Pink Cover Front Assy White	1252-6825 1252-6848 1252-6838 1252-6845		
Cover Panel Bottom	1251-3155		
Cover Rear Assembly	1247-9773		
Cushion 0.0 mmSub PBA	1248-1830		
Cushion Batt Conn	1251-3150		
Ear Speaker	1226-7255		

Designation	Part No.	Part	Location
Foil Adhesive Double Side Receiver	1248-1738		
GPS Non-Cellular Antenna	1247-2564		
Key Home	1247-9786		
Key On/Off	1247-9792		
<u>Key Volume</u> Key Volume Black Key Volume Gold Key Volume Pink Key Volume White	1247-9790 1248-6272 1248-6274 1248-9224		
Label Core Unit	1247-9837		
Main Antenna Assy	1247-2548		
<u>Main Camera</u> Camera 8.1 MPixel CMOS Module	1234-5088		

Designation	Part No.	Part	Location
MComp Sheet Relay CON	1248-1827		
<u>Micro SD</u> Micro SD 2Gb Micro SD 4Gb Micro SD 8Gb	1218-7894 1210-7834 1210-7835		
Relay FPC	1245-9291		
RF Cable	1250-5008		
RF Radiator Sheet	1248-1744		
Screw Len:4.0 Diam:1.4	1247-9801		
Sheet LCD BtoB	1251-8844		
Shield Can Lid MSM	1247-4395		

Designation	Part No.	Part	Location
Shield Can Lid Non-Cell	1247-4402		
Shield Can Lid PMIC	1247-4399		
Shield Can Lid RF	1247-4392		
SIM FPC Module	1245-9312		
<u>Sub PBA</u> Sub PBA Band125&18	1245-9262		
Sub PBA Dome Switch	1247-6178		



2 Revision History

Rev.	Date	Changes / Comments
1	2011-Aug-10	Released
2	2011-Sep-02	Add new part RF Radiator Sheet
3	2011-Dec-19	Add new part 1251-8844